



Making Your Life Better.

BU Medical Equipment

**Sede legale ed amministrativa
Headquarters**

Cefla s.c.
Via Selice Provinciale, 23/a
40026 Imola - Bo (Italy)
tel. +39 0542 653111
fax +39 0542 653344

**Stabilimento
Plant**

Via Bicocca, 14/c
40026 Imola - Bo (Italy)
tel. +39 0542 653441
fax +39 0542 653601



A7.

ANTHOS CLASSE A7 PLUS
CONTINENTAL
INTERNATIONAL

exos anthos

UNLIMITED POTENTIAL



CLASSE A7 PLUS

expand
expand



expand comfort.

Planned spaces, coordinated movements and perfect shaping. Geometry and ergonomics designed to improve every minute spent around the patient chair. Comfort for all: dentist, assistant and patient.

expand technology.

Advanced technological functions, perfect control via the multitouch panel, latest-generation systems such as voice control. Together, they enhance the user experience and meet even the strictest clinical requirements.

expand opportunity.

Outstanding performance, aesthetic and ergonomic personalisation and authentic versatility to meet the widely differing needs of an ever-evolving pool of dentists.

Anthos Classe A7 PLUS.



The right rapport instils trust

SHARING

Patients who feel reassured and at ease are more likely to be on board with the treatment plan. Classe A7 Plus has been designed for dentists who value effective communication and patients who need to feel they're in safe hands. An on-board multimedia system helps the dentist illustrate and contextualise the treatment plan and motivate the patient.

COMFORT

A welcoming surgery and a patient chair with an anatomical design that maximises comfort also play a role in establishing a constructive dentist-patient relationship. Classe A7 Plus is the positive energy at the centre of the surgery. A source of trust, it carries professional performance to the next level.



Precision control

USER-FRIENDLINESS

Available in two versions - the as-standard Full Touch Clinic or optional Full Touch Multimedia - the instrument panel lets dentists control unit body functions and personalise all integrated device parameters at a touch. The 7" multitouch HD screen offers immediate data display and can, on the Continental model, be rotated from vertical to horizontal.

The Clinic instrument panel controls patient chair movement, displays data for conservative, endodontic and implantology work; it is also used to manage hygiene devices and other accessory services. On the Multimedia version images and videos can be displayed. The protective glass is impact and water-resistant and can be disinfected easily and safely.



Voice controls.

Available as an optional, the voice assistant optimises 'patient chair time', minimises physical contact with accessory systems and streamlines tasks performed without an assistant.



Easy to use. Intuitive on-screen graphics speed up work. Smartphone-like operation makes for an extremely simple, up-to-the-minute user experience. Available as an option on Continental, the LEFT SIDE PACK configuration lets the instrument control panel be used to the left of the dentist's module.



NFC connectivity.

Simply bring the supplied bracelet close to the dentist's module to access the dental unit software, which features personalised settings for up to 20 users. Optional system.



Multimedia control panel.

Camera-captured images and X-rays acquired via the integrated system can be displayed in HD.



Images and videos.

The Multimedia control panel can also be used to watch dental unit use and maintenance clips.



USB.

A convenient USB port lets individual dentists save and download their personalised settings, a feature that's extremely useful in surgeries with two dentists or more. Acquired images can also be downloaded.

Anthos Connect

REMOTE ASSISTANCE

All products in the Anthos dental unit range are equipped with an integrated device that allows internet connection. This means the practice can rely on a real-time remote diagnosis and technical support service. Moreover, Di.V.A.* (digital virtual assistant) lets dentists track use of the dental unit,

the instrumentation and the completed disinfection cycles, all on a simple dashboard. Just open any browser to access the digital virtual assistance services website. Constantly updated, these services are available on the cloud, are specific to the purchased model and do not require any software downloads.



*Digital Virtual Assistant



Disinfection cycles.

The Di.V.A. tracks frequency of hygiene system use. It logs each system start to build up a record of performed disinfection cycles. Useful for in-practice inspections, it also estimates consumption and monitors effective reactivation of equipment.

Using the instruments.

The dashboard lets users monitor how the integrated instrumentation is actually used, info on individual instrument work modes (Conservative, Endo, Implant) included. This helps estimate maintenance requirements or assess the need for upgrades on some machines.



Patient sensor.

The patient sensor gathers and processes statistical data on dental unit use; the information is transmitted to the Di.V.A. and displayed on the dashboard.



Voice controls.

on/off and adjust the operating light and activate programmed patient chair movements. It can also start the timer when performing clinical procedures such as impression-taking. If the dental unit is connected to the PC, voice control can be used to interact with the image management software, open patient folders and save camera or integrated X-ray sensor images.



General use.

It's possible to monitor usage of a single dental unit or the complete installed machine pool. This means a dental practice owner or a dental practice chain can track how their dental units are being used, as quantified by the optional sensor that detects patient presence or operating light activation.

Tutorials and user manuals.

Thanks to Di.V.A., users can access tutorials specific to the purchased model (e.g. a video showing how to disassemble the cuspidor bowl or fill the tanks used for disinfection). Users also have direct access to the constantly-updated online use and maintenance manual.



Integrated implantology module

INTEGRATION

Seamless integration between brushless micromotor, peristaltic pump and surgical handpiece give rise to an implantology system piloted by the powerful microprocessor of the 7" multitouch control panel.

Speed, torque and pump delivery rate parameters can be selected and saved at any time. A simple, user-friendly interface lets users manage every stage of work quickly and precisely. This set-up thus eliminates the bulk associated with on-cart stand-alone systems.



i-MMs micromotor.

Autoclavable and easy to handle, the i-MMs micromotor, paired with the EVO R20L contra-angle, can deliver up to 70 Ncm of torque, providing a perfect response to the implantologist's every need. The software allows precise, safe control of speed and torque.



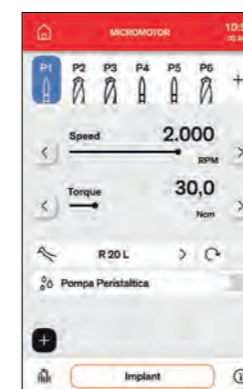
EVO R20L contra angle.

Designed for implant surgery. Can be removed, autoclaved and heat-disinfected. Features internal cooling and external spray. LED lighting is powered by an integrated generator.



Peristaltic pump.

Controlled by the Full Touch control panel, the peristaltic pump is incorporated on the dentist's module, thus eliminating the bulk of modules, carts and rheostats.



Torque curves.

This function allows constant monitoring of the torque delivered by the micromotor and provides a complete report on each stage of treatment. Exportable via USB stick: the .csv format is used for academic assessment, the PDF provides a document to be kept in medical records and the .png file is perfect for fast viewing on the Multimedia display. The clinical information highlighted by this function provides sound support for any subsequent treatment on adjacent or contralateral teeth. Moreover, implant tightening torque is recorded as it may be included in the surgery documentation.


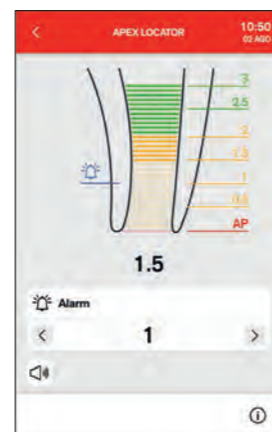


Equipped for endodontics

APPLICATIONS

The Classe A7 Plus provides a comprehensive system of endodontic applications that optimises root canal treatment ergonomics. This system includes a micromotor, an integrated database of suitable contra angles and endodontic files, Autostop-Autoreverse-Autoforward

functions and an electronic apex locator. All of these can be precision-controlled via the Full Touch panel. Essential data is displayed during treatment, ensuring complete control. The software automatically sets torque and speed; alternatively, dentists can set values according to personal requirements.



i-MMs micromotor.

Light, compact and fully autoclavable. Fine, precise torque adjustment.

Contra-angle.

With a 4:1 reduction ratio, the EVO E4 can be autoclaved and heat-disinfected. A miniaturised head aids access to difficult-to-reach treatment zones.

Apex locator.

The apex distance is indicated on the display during the root canal instrumentation phase. The nearing of the apex is verified by the ENDO software. Once the apex is reached the Apex-Stop function interrupts micromotor rotation.

Reciprocating mode.

A combination of reciprocating mode (i.e. alternating rotation movement) and the EVO E4 contra angle allows use of RECIPROC®, RECIPROC BLUE® and WAVEONE GOLD® endocanal files. The endodontic file identification trademarks are not owned by Cefla or any of its associated companies.



Beyond light

FLUO MICROMOTORS

In addition to improvements that reduce both weight and noise, Anthos micromotors are now available with FIT (Fluorescence-aided Identification Technique) technology to detect any composite materials in the teeth. Activating the UV LED lights incorporated

in the micromotor, highlights those parts of the tooth treated with composite materials. In the case of old composite that needs to be reworked, this visual aid helps dentists shorten treatment times and operate more precisely and safely.



Easily visible.
The composite material in the tooth is revealed by the UV LED light. This makes its removal easier, faster and more precise compared to illumination with traditional white LED light.

The new curing light activates composite materials, latest-generation ones included. An expanded emissions spectrum

greatly enhances the effectiveness of the instrument, which features programmes for every need.

T-LED

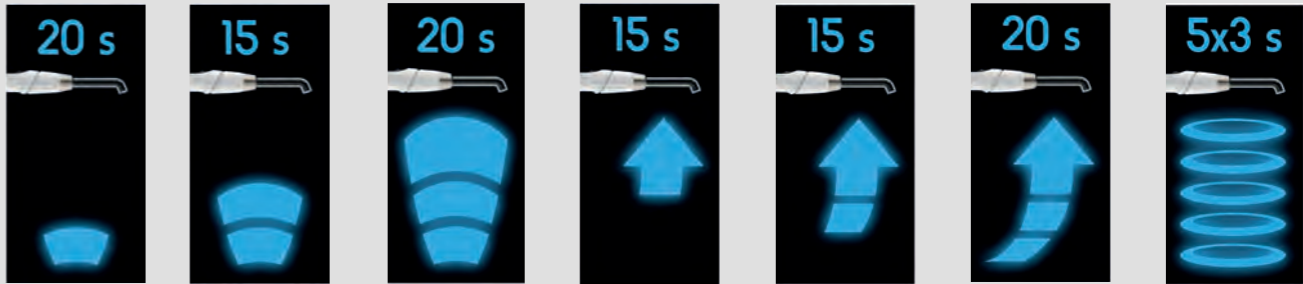


With a comfortable, slimline handle and a pivot that allows 180° rotation, users will always be able to introduce the instrument into the patient's oral cavity with ease.



For orthodontists.
Following the completion of fixed brace treatment, bracket removal is simpler and more effective if the composite material is clearly highlighted by the fluorescence-activating LED light emitted by the micromotor.

Aesthetic treatment.
Being able to detect the composite material that secures the invisible attachments using UV LED light is extremely useful during removal procedures. Dentists can thus proceed more safely, confident that no composite traces will be left on the tooth.



User-friendly programming. With a fully autoclavable light guide, T-LED also features a modern user-friendly control interface. Seven curing programmes are available. These include the new bracket programme which consists of 5 brief rapid-succession emissions.

CLASSE A7 PLUS
CONTINENTAL



CLASSE A7 PLUS
INTERNATIONAL



expand



More space, greater comfort

SPACES

Sliding movement.

Tapered patient chair shaping provides dentists with optimal ergonomics. With the Sliding function the dentist no longer has to reposition light and instruments during treatment, thus maintaining the work zone set-up. Backrest movement is synchronised with forward seat shift, ensuring dentists enjoy operating space savings in the 12 o'clock zone. Moreover, patients - who perceive a reduced sense of on-back compression - enjoy greater comfort than on traditional chairs.




Soft Motion technology.

With Soft Motion technology, start and stop movements are gradual, fluid and virtually without vibration or noise. From the patient's viewpoint, this is particularly relaxing.

Slow Mode.

Available as an option with Soft Motion, this mode lets dentists make extremely fine patient chair movements. These almost imperceptible adjustments are extremely useful during implantology work or while using the microscope.

SHAPING




Backrests.

A choice of three backrest types - narrow, wide and Nordic - meets all the dentist's ergonomic needs. As always, the backrest guarantees patient comfort and easy access.

Headrest.

The optional Comfort headrest faithfully follows the patient's anatomy. Orbital 3-axis movement allows perfect positioning of the head, ensuring patient comfort during prolonged treatment sessions.



Reflecting the surgery's personality

UNIT BODY

Compact and cleanly designed, the unit body has four optional colour variants to emphasise the individuality of the surgery. It gives the treatment area a unique touch of style. The heat-moulded seamless upholstery is of outstanding quality and

available in 14 different colours. Optional Memory Foam padding offers patients an exclusive wellness experience. Swivel armrests offer comfort and feature inserts that match the upholstery.



COLOURS

Standard upholstery

- 102 198 Atlantic blue
- 113 183 Pacific blue
- 106 196 Mediterranean blue
- 136 186 Indian blue
- 135 194 Venetian red
- 115 195 Scottish salmon
- 132 192 Blueberry violet
- 134 184 Japanese wisteria
- 103 182 Nevada yellow
- 123 193 Polynesian green
- 101 197 Caribbean green
- 137 187 Satin silver
- 121 199 Anthracite grey
- 130 180 Graphite black



Memory Foam padding


- 198
- 183
- 196
- 186
- 194
- 195
- 192
- 184
- 182
- 193
- 197
- 187
- 199
- 180

Optimisation of space

FLEXIBILITY

The streamlined Continental module is light and compact while the instrument levers, designed to reduce vertical bulk as much as possible, minimise interference with the operating light and allow considerable extension. Each lever has individually adjustable

traction force and balance. Equipped with the option of SideFlex technology, the instrument levers ergonomically follow sideways tubing movement. The coupling reduces on-wrist traction and fatigue while optimising instrument recovery from every working position.



Exceptional ergonomics. Whatever the treatment zone, positioning is easy and ergonomic thanks to the broad excursion of the new, more compact module arm system and its pneumatic vertical release mechanism. For example, the transthoracic operating position can be reached with ease.

Layout

VERSATILITY

International module handpieces can be gripped with ease from any working position. The instrument layout is the result of modern design and a careful analysis of dentists' needs. A blend of optimal control

panel visibility, instrument accessibility and spatial organisation ensures unrivalled ergonomics. A transthoracic version of the large tray holder module is also available, a useful aid during surgery sessions.



Assistant's module. Mounted on a double articulated arm with vertical travel, the module has 3 or 5 instrument holders. It can assume any position needed to maximise working ergonomics. The two cannulae can be combined with up to 3 handpieces as desired, including camera, syringe, and T-LED curing light or a dynamic instrument. The glass-protected touch screen controls all basic functions. A positionable stainless steel tray holder completes the accessory range.

Cuspidor bowl with optical sensor. The water-to-cup delivery system has an automatic filling sensor. Opting for a powered cuspidor bowl ensures synchronisation of rinse procedures and patient chair movement.



Excellent clinical performance

CONTROL

The 7" Full Touch panel can be used to control the instrumentation on the dentist's module. It does so by piloting, in a user-friendly manner, the work modes of each individual instrument and providing easy-to-read real-time info.

Turbine, micromotor, scaler, curing light and intraoral camera settings can be adjusted for specific dentistry specialisations. An intraoral camera or curing light can be added as the sixth instrument.



POTENTIAL

In addition to their outstanding performance, full integration of instruments with dental unit electronics ensures users are able to exploit their full potential. Parameters can be personalised according to the specific discipline and/or dentist's profile. Together with its instrumentation, the Classe A7 Plus constitutes a powerful tool for the dentist and the surgery as a whole.



FLUO micromotor.

Available as an option on both micromotors, UV LED light highlights composite materials.



Micromotors.

Two versions: i-MMr (3.3 Ncm) with LED; i-MMs (5.3 Ncm) with LED lighting, ready for endodontic and implantology treatment. From 100 to 40,000 rpm.



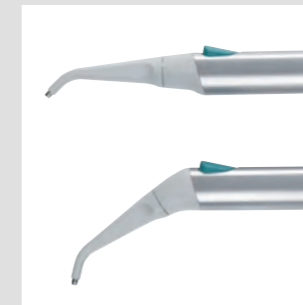
Scalers.

With or without LEDs, handpieces compatible with the best tips on the market. Highly useful in ENDO mode as root canal treatment instruments.



Turbines and contra angles.

Dentists can use a broad range of turbines and contra angles for specific dentistry tasks.



Syringes.

Ergonomically-shaped 3 and 6-way syringes are available. The metal syringe body and the tip (both straight and angled versions are available) can be removed and autoclaved.



T-LED.

New curing light with a broad emissions spectrum that allows optimal activation even of latest-generation composites. Maximised ergonomics thanks to the swivel grip.



HD camera.

The C-U2 has glass optics and a LED light diffuser. It incorporates an HD 16:9 sensor that captures high definition clinical images.

Infinitely adjustable light


LIGHTING

Proper lighting of the treatment area is a must. Venus LED MCT is a cutting-edge operating light with multiple adjustments that ensure perfect lighting of the oral cavity in every circumstance. Equipped with a 3-axis joint, it provides outstanding depth of

field and a broad spotlight. This minimises the need to reposition the lamp during treatment. A Colour Rendering Index (CRI) of over 95 (on a scale of 1-100) ensures ultra-high colour fidelity.



The LED light source emits 3 different colour temperatures (Multi Colour Temperature, MCT). Users can select the right lighting for their specific clinical disciplines. 4 300K warm light for surgical treatment, 5 000K neutral light for conservative dentistry and 5 500K cool light for realistic colour capture. "Curing Mode" mode prevents premature compound polymerisation and lets dentists maintain optimal illumination of the treatment area. Completely watertight, the Venus LED MCT can be efficiently sanitised. Handles are removable and autoclavable.



Where available, the voice control system can be used to switch the light on/off and select the mode.



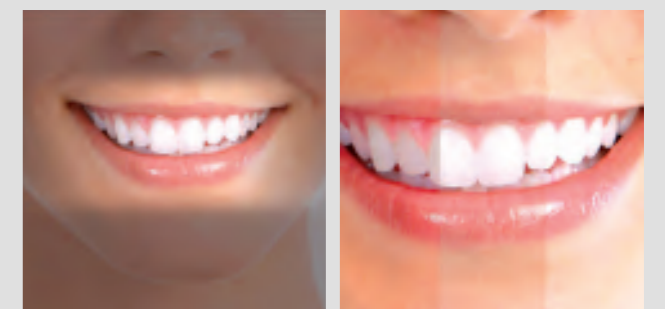
Sensor.

Light intensity is adjustable up to 50,000 Lux and can be modulated via the "no touch" sensor.



Curing Mode.

This function modifies light wavelength to prevent pre-polymerisation of the compounds, simultaneously ensuring optimal lighting.



Light colour.

All temperature variations - from warm to neutral or cool or vice versa - can be activated with ease so the operating area is always lit correctly in keeping with the specific treatment. Optimal light beam efficiency minimises shadows in the oral cavity.

Visual communication

DIAGNOSTIC INSTRUMENTS



RADIOLOGY

RXDC – HyperSphere technology. Intra-oral X-ray system integrated with the dental unit via a handheld wireless device. Outstanding images thanks to the parallelism that stems from 30 cm collimation and a focal spot of 0.4 mm. Rotating around the spherical coupling, the tube head can reach any position.

Zen-X. X-ray sensor incorporated in the dentist's module, ready to use with USB cable. Able to capture HD images with low X-ray doses, the sensor comes in two different sizes. Able to be sanitised, the sensor is IP67 certified against water and dust infiltration.

22" LED Monitor. Full HD 16:9 1920 x 1080 pixel flat screen monitor with IPS panel to aid viewing from any angle. LED light sources ensure optimal brightness and contrast.

MULTIMEDIA

C-U2 HD camera. High-resolution images aid dentist-patient communication. Easy to use (no manual adjustment required), slender design means distal zones can be reached with ease.

22" LED Monitor. The monitor can be lead-connected to a PC. A multitouch version, where the screen can be positioned via 2 different types of support, is also available.

Control panel. The Multimedia version of the 7" instrument control panel can display HD images captured with the camera and X-ray images acquired with the digital X-ray sensor.

Obtaining informed consent

SHARING

Patient involvement, rapid diagnosis and images that document the outcome of treatment all help strengthen the dentist-patient relationship. Above all, real-time sharing of images and X-rays not only

allows fast assessment of a patient's state of health, it also optimises workflow, saves time and helps dentists illustrate and contextualise the treatment plan to obtain patient consent.



Intraoral camera.

Equipped with an HD 16 : 9 sensor, perfectly compatible with the 22" monitor. LEDs with light diffuser.



Macro Cap.

Ultra-high resolution magnification of up to 100x. Three additional, high purity glass lenses optimise lighting of details located close to the optical unit.

Multimedia communication. On the Multimedia version, images and digital X-rays can be managed directly on the 7" display. They can also be transferred from the control panel to the integrated monitor or an external PC.



The efficiency of integrated systems

SAFETY



Thanks to its advanced hygiene systems, the Classe A7 Plus ensures safety in the workplace. Safety for patients, personnel and the dentist. Any risk of cross-contamination or internal ducting contamination is minimised by the use of one or more devices. The Full Touch panel gives users full control over sanitisation cycles. Use of the W.H.E. system, together

with an intensive BIOSTER disinfection cycle, has been shown to result in the complete absence of bacterial load in cooling liquids delivered by the instruments. This result is certified by tests performed by the **Sapienza University of Rome** and the Department of Public Health and Paediatrics of the **University of Turin**.



Systems control.

Because all systems are fully integrated with the dental unit electronics, users can control all the functions and monitor and personalise procedures via the Full Touch display.



W.H.E. Certified DVGW continuous disinfection system that prevents backflow contamination of the dental unit water supply and acts against all water-borne contaminants. Use of Peroxy Ag⁺ recommended.



BIOSTER and FLUSHING. BIOSTER is the automatic system that disinfects instrument spray internal circuits with an antiseptic liquid (Peroxy Ag⁺). Each stage of the cycle is controlled by the software and settings can be personalised by the user. FLUSHING gives the spray ducts a fast rinse to eliminate any stagnant liquid from tubing. Its use is recommended every morning when the surgery opens.



A.C.V.S. Automatic system for the flushing and disinfection of the suction system. Allows sanitisation to be performed between one patient and the next.



S.H.S. Device that feeds water to the sprays as an independent alternative to mains water. Works by way of a tank filled with distilled water: this prevents limescale build-up. Extremely useful where mains water is hard.



O.D.R. As-standard mechanism that automatically emits an air jet to clean any residual liquids or solids from the handpiece after use.

A design-based approach

PROTECTION

Careful design of the various dental unit components at risk of contamination makes surface cleaning tasks easier and more effective. Most parts are removable and made of materials suitable for sanitisation.



Double filters. These easily removable filters make emptying and cleaning tasks simple.



Cannulae guides. Easy-to-remove elements ensure perfect cleanliness in what is a potentially critical area.



Quick couplings. Release system for cleaning and/or replacement.



Removable instrument levers. The optional SideFlex instrument levers can be removed to aid cleaning tasks.



Surfaces. All surfaces are specifically designed for easy cleaning.



Removable support. On the Continental module, the instrument support can be removed and disinfected.



Upholstery. Easy-to-sanitise, durable seamless padding.



Unit body access. Wide opening on the side of the unit body for easy access to integrated systems.



Cuspidor bowl unit. Fully removable for fast, effective sanitisation, the cuspidor bowl unit consists of parts that are easy to clean and disinfect (ceramic as standard or, as an optional, glass).



Handle. The Continental module handle is removable and disinfected.



Disposable covers. These protect glass surfaces on the dentist's control panels on Continental, International and the assistant's module.



Instrument mat. Autoclavable silicone instrument mat.



Operating light. Handles are removable and autoclavable.

The value of choice

ACCESSORIES

A broad range of accessories lets dentists personalise the surgery according to their specific needs.



Flexible installation. To minimise the amount of adaptation work - or eliminate it altogether - during dental unit installation, there are two points for connection to the floor-mounted outlets. Under the leg rest or under the front of the unit body. This provides greater flexibility when replacing an old patient chair.



Foot control. Three different ergonomic designs are available, each of which has a wireless version. These allow activation of Chip Air/Water, micromotor rotation inversion, patient chair movement and recall of saved positions.



Stop Vacuum. Device incorporated in the patient chair base: when pressed it interrupts suction without the user having to replace the cannulae in the holders.



Headrest. In addition to an adjustable 2-axis version with mechanical lock, the Comfort model features a pneumatic lock system and 3-axis movement for freer, more precise positioning.



Seats. A range packed full with ergonomic solutions.

S9 is a latest-generation saddle-shaped active seat with tilt mechanism. Evens out weight distribution and corrects posture to minimise strain on the spine.

S7 for the dentist, height adjustable and with the option of adapting the backrest angle.

S8 for the assistant, with a circular seat to facilitate frequent position adjustments as required during treatment.

Each model contributes to maintaining energy levels and a feeling of well-being throughout the day.

